

CARLYLE TOOLS

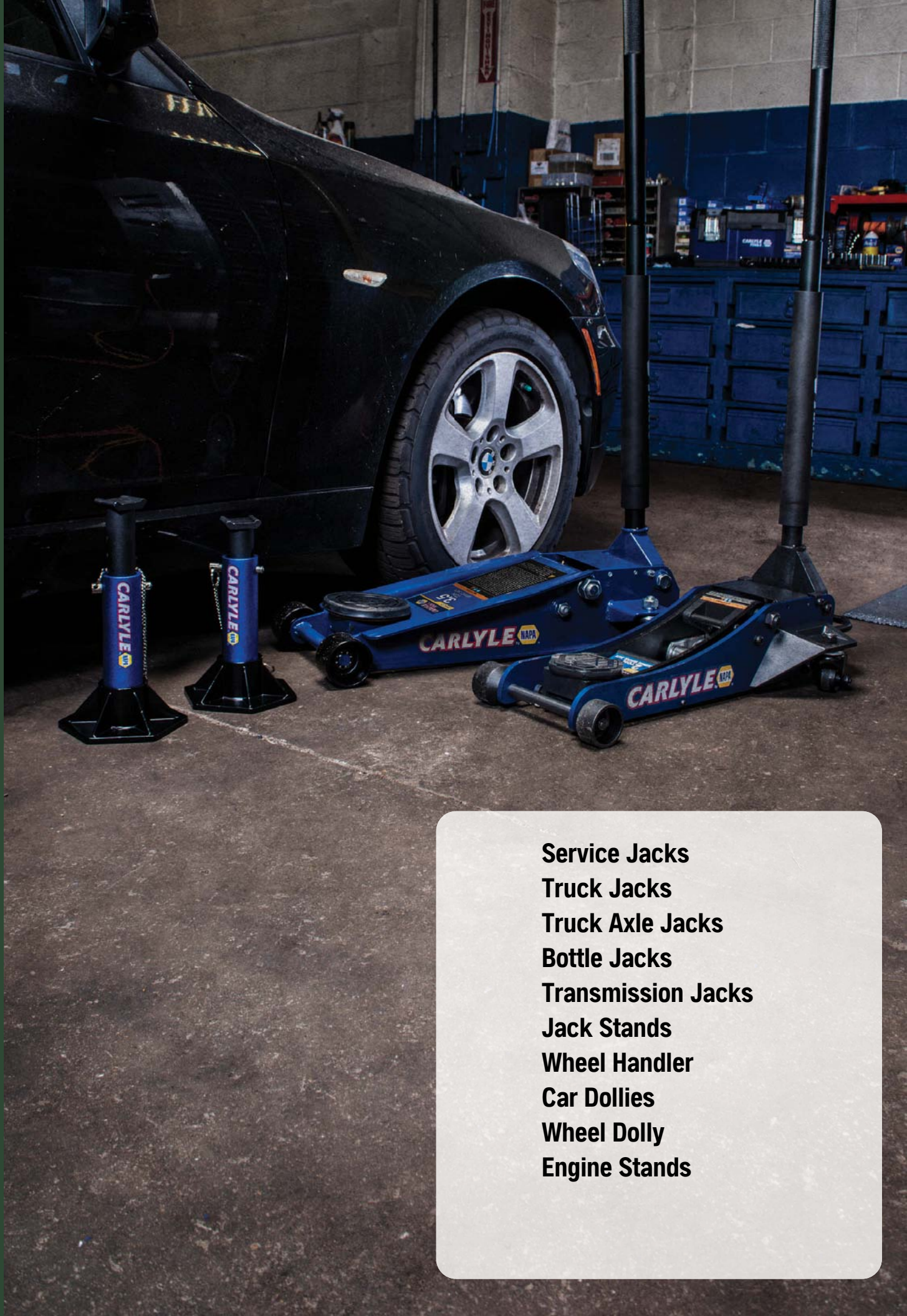
by  [®]

PRODUCT CATALOG



TOOLS THAT LAST

LIFTING EQUIPMENT



Service Jacks
Truck Jacks
Truck Axle Jacks
Bottle Jacks
Transmission Jacks
Jack Stands
Wheel Handler
Car Dollies
Wheel Dolly
Engine Stands

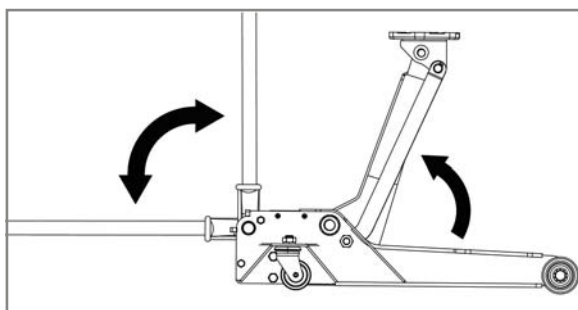
THESE INSTRUCTIONS MUST BE FOLLOWED BEFORE OPERATING

Air may become trapped in the hydraulic system during shipping and handling and will affect pumping performance.

1.

Pump the handle from its vertical position to its horizontal position without a load to raise the lift arm to maximum height.

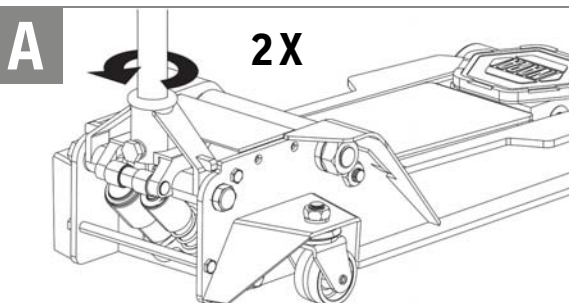
If the jack raises to maximum height within the designated pump range the jack is ready for use.



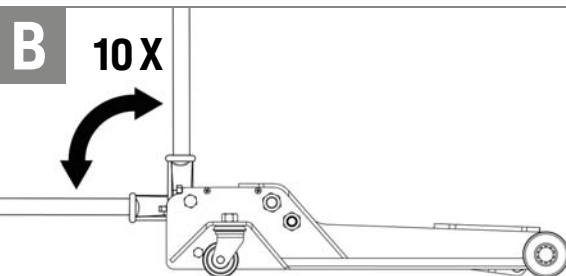
MODEL #	STROKES
NLE 791-6420	8 to 9 pumps
NLE 791-6440	4 to 5 pumps
NLE 791-6445	4 to 5 pumps
NLE 791-6450	7 to 8 pumps
CHT 791-6460	6 to 7 pumps

If the jack does not go to the maximum height without a load in the required number of strokes, follow step 2.

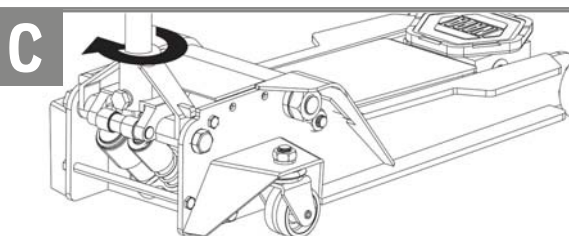
2.



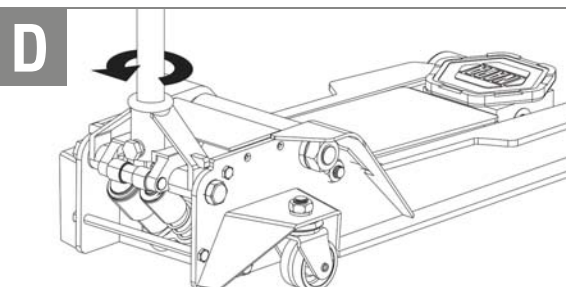
Turn the handle to the left two complete rotations from its closed position.



Pump the handle 10 full strokes from vertical to horizontal position.



Turn the handle to the right until it stops, then pump the jack's lift arm to maximum height. It may be necessary to repeat A, B, and C multiple times to get the correct number of pump strokes. Please refer to the chart above for the correct number of pump strokes for your jack.



Lower the jack's lift arm by turning the handle to the left. The jack is ready for use.

For further information contact toolwarrantyrepair.com

Manufactured for/Fabricado para / Fabriqué pour BALKAMP INC. Corporate Office Plainfield, IN 46168 USA

Made in China • Hecho en China • Fait en China

BEST SELLER

3.5 TON PROFESSIONAL SERVICE JACK



Closed Height	4"
Raised Height	20.5"
Lift Distance	4" - 20.5"
Saddle Dia.	5.5"
Handle Length	50.25"
Weight	112 lbs.



Double pump pistons for fast saddle rise to load

NLE 791-6420

ACCESSORIES

Saddle Pad



NLE 791-6422

Handle Pad



NLE 791-6421

⚠ WARNING: This product can expose you to chemicals including nickel, which is known to the State of California to cause cancer and birth defects or other reproductive harm. For more information go to www.P65Warnings.ca.gov.

carlyletools.com

⚠ WARNING: Always wear protective eyewear when using hand tools and accessories.

[f](https://www.facebook.com/CarlyleTools) [i](https://www.instagram.com/CarlyleTools) [y](https://www.youtube.com/CarlyleTools) [@CarlyleTools](https://twitter.com/CarlyleTools)

2 TON HYBRID SERVICE JACK



Closed Height	3.6"
Raised Height	19.4"
Lift Distance	3.6" - 19.4"
Saddle Dia.	4.56" (6-Sided)
Handle Length:	46"
Weight	66 lbs.
NLE 791-6450	



WARNING: This product can expose you to chemicals including nickel, which is known to the State of California to cause cancer and birth defects or other reproductive harm. For more information go to www.P65Warnings.ca.gov.



Double pump pistons for fast saddle rise to load

2 TON EXTRA LONG, LOW PROFILE SERVICE JACK



Closed Height	2.75"
Raised Height	24.25"
Lift Distance	2.75" - 24.25"
Saddle Dia.	4" (6-Sided)
Handle Length:	50"
Weight	102 lbs.
NLE 791-6445	



WARNING: This product can expose you to chemicals including nickel, which is known to the State of California to cause cancer and birth defects or other reproductive harm. For more information go to www.P65Warnings.ca.gov.

Patent pending frame design provides low saddle height and long, low profile frame and lift arm for access under low ground clearance vehicles



2 TON ALUMINUM SERVICE JACK



Closed Height	3.4"
Raised Height	18.5"
Lift Distance	15.1"
Saddle Dia.	4" (6-Sided)
Handle Length	50"
Weight	45.2 Lbs.
CHT 791-6460	



WARNING: This product can expose you to chemicals including nickel, which is known to the State of California to cause cancer and birth defects or other reproductive harm. For more information go to www.P65Warnings.ca.gov.



3.5 TON LOW PROFILE, LONG REACH SERVICE JACK



Closed Height	3.7"
Raised Height	21"
Lift Distance	3.7" - 21"
Saddle Dia.	4.56" (6-Sided)
Handle Length	50"
Weight	102 lbs.
NLE 791-6440	

NLE 791-6442 Replacement Saddle Pad



Patent Pending Frame Design provides low profile for access under low ground clearance vehicles



WARNING: This product can expose you to chemicals including nickel, which is known to the State of California to cause cancer and birth defects or other reproductive harm. For more information go to www.P65Warnings.ca.gov.

5 TON MANUAL SERVICE JACK



Closed Height	5.75"
Raised Height	22"
Lift Distance	5.75" - 22"
Saddle Dia.	5.75"
Handle Length	45.75"
Weight	232 lbs.
NLE 791-6570	



WARNING: This product can expose you to chemicals including nickel, which is known to the State of California to cause cancer and birth defects or other reproductive harm. For more information go to www.P65Warnings.ca.gov.



T-handle permits easier maneuvering

10 TON MANUAL SERVICE JACK



Closed Height	6.25"
Raised Height	22.5"
Lift Distance	6.25" - 22.5"
Saddle Dia.	5.88"
Handle Length	45.75"
Weight	298 lbs.
NLE 791-6600	



WARNING: This product can expose you to chemicals including nickel, which is known to the State of California to cause cancer and birth defects or other reproductive harm. For more information go to www.P65Warnings.ca.gov.



T-handle permits easier maneuvering



10 TON AIR/HYDRAULIC SERVICE JACK



Closed Height	6.25"
Raised Height	22.5"
Lift Distance	6.25" - 22.5"
Saddle Dia.	5.86"
Handle Length	45.75"
Weight	298 lbs
NLE 791-6620	



⚠ WARNING: This product can expose you to chemicals including nickel, which is known to the State of California to cause cancer and birth defects or other reproductive harm. For more information go to www.P65Warnings.ca.gov.



Operates manually or with air

22 TON AIR/HYDRAULIC TRUCK JACK



Closed Height	8.38"
Raised Height	15.375"
Maximum Height	21.375" w/Extension & Adapters
Saddle Dia.	1.75"
Handle Length	41.25"
Weight	110 lbs.
NLE 791-3001	

⚠ WARNING: This product can expose you to chemicals including nickel, which is known to the State of California to cause cancer and birth defects or other reproductive harm. For more information go to www.P65Warnings.ca.gov.



22 TON ECONOMY AIR TRUCK JACK



Closed Height	8.63"
Raised Height	15.375"
Maximum Height	23.375" w/Adapters
Saddle Dia.	2"
Handle Length	35.5"
Weight	54 lbs.
NLE 791-7332	

⚠ WARNING: This product can expose you to chemicals including nickel, which is known to the State of California to cause cancer and birth defects or other reproductive harm. For more information go to www.P65Warnings.ca.gov.



22/35 TON HYDRAULIC RAM TRUCK JACK



Capacity (1st Ram)	35 Ton
Capacity (2nd Ram)	22 Ton
Closed Height	8 63"
Raised Height	16.375"
Maximum Height	19.78" w/ Extension Screw
Extension Screw	3.38"
Power Lift	7.75"
Saddle Dia.	2.75"
Handle Length	49"
Weight	119 lbs.
NLE 791-7330	

⚠ WARNING: This product can expose you to chemicals including nickel, which is known to the State of California to cause cancer and birth defects or other reproductive harm. For more information go to www.P65Warnings.ca.gov.



22/50 TON TRUCK AXLE JACK W/AIR RETURN



Closed Height	8.4"
Raised Height	17.4"
Maximum Height	22.1" w/Adapters
Saddle Dia.	2.5"
Handle Length	34"
Weight	160 lbs.
CHT 791-9001	



⚠ WARNING: This product can expose you to chemicals including nickel, which is known to the State of California to cause cancer and birth defects or other reproductive harm. For more information go to www.P65Warnings.ca.gov.

44 TON TRUCK AXLE JACK W/AIR RETURN



Closed Height	8.25"
Raised Height	18.35"
Maximum Height	21.05" w/Adapters
Saddle Dia.	3"
Handle Length	54"
Weight	95 lbs.
CHT 791-9000	



⚠ WARNING: This product can expose you to chemicals including nickel, which is known to the State of California to cause cancer and birth defects or other reproductive harm. For more information go to www.P65Warnings.ca.gov.

BOTTLE JACKS



Cast Steel Base For Extra Strength



Resists Corrosion



- May Be Operated Horizontally
- Pretapped Base To Accept Pressure Gauges
- Automatic Valve Provides Overload Protection



HYDRAULIC BOTTLE JACKS

12 TON SHORT



Closed Height	7"
Ext. Screw	3"
Power Lift	3.5"
Max. Height	13.5"
Saddle Dia.	1.75"
Weight	16.3 lbs.

NLE 791-2230

12 TON



Closed Height	9.5"
Ext. Screw	3.13"
Power Lift	5.83"
Max. Height	18.25"
Saddle Dia.	1.75"
Weight	18.716 lbs.

NLE 791-2290

20 TON SHORT



Closed Height	7.25"
Ext. Screw	1.5"
Power Lift	3.38"
Max. Height	12.13"
Saddle Dia.	2.13"
Weight	19.82 lbs.

NLE 791-2240

20 TON



Closed Height	10.63"
Ext. Screw	—
Power Lift	6.25"
Max. Height	16.88"
Saddle Dia.	2.13"
Weight	37.9 lbs.

NLE 791-2330

AIR/HYDRAULIC BOTTLE JACKS

12 TON

Closed Height	10.25"
Ext. Screw	3"
Power Lift	6.75"
Max. Height	20"
Saddle Dia.	1.75"
Weight	25.5 lbs.

NLE 791-2300



20 TON

Closed Height	10.375"
Ext. Screw	3.25"
Power Lift	6.25"
Max. Height	19.88"
Saddle Dia.	2.25"
Weight	34.7 lbs.

NLE 791-2320



AIR BOTTLE JACKS

30 TON

Closed Height	10.9"
Ext. Screw	3.8"
Power Lift	5.9"
Max. Height	20.6"
Saddle Dia.	2.75"
Weight	61.7 Lbs.

CHT 791-9004



50 TON

Closed Height	12.1"
Ext. Screw	—
Power Lift	7"
Max. Height	19.1"
Saddle Dia.	3.5"
Weight	84.9 Lbs

CHT 791-9005



⚠ WARNING: This product can expose you to chemicals including nickel, which is known to the State of California to cause cancer and birth defects or other reproductive harm. For more information go to www.P65Warnings.ca.gov.

PORTABLE RAM KITS

4 TON

10 TON



Working PSI
Rating: 8,050 PSI

Kits include force gauge to determine proper force to be used with component setup.

Ram Closed Height	10.5"
Ram Ext. Height	15.25"
Weight	42 lbs.
NLE 791-3575	

Ram Closed Height	12.63"
Ram Ext. Height	17.75"
Weight	70 lbs.
NLE 791-1142	

WARNING: This product can expose you to chemicals including nickel, which is known to the State of California to cause cancer and birth defects or other reproductive harm. For more information go to www.P65Warnings.ca.gov.

10,000 PSI AIR/HYDRAULIC PUMP

Max. Output Pressure	10,000 PSI
Air Input Range	90 to 175 PSI
Usable Oil Capacity	98 cu.
Flow Rate, No Load	42 cu. In./min.
Flow Rate, With Load	8.5 cu. In./min.
Air Thread Connection	.25" NPT
Hydraulic Thread Connection	.38" NPT
Weight	19 lbs.
NLE 791-1250	



Operates On As Little As
7.8 CFM @ 90 PSI.

WARNING: This product can expose you to chemicals including nickel, which is known to the State of California to cause cancer and birth defects or other reproductive harm. For more information go to www.P65Warnings.ca.gov.



0.5 TON TWO-STAGE AIR & HYDRAULIC TRANSMISSION JACK



Four ratcheting brackets adjust transmission pan mounting flange



Head angle adjustments are made easy by manually turning large grip knobs

Closed Height	35.5"
Raised Height	73.5"
Lift Stroke	38"
Saddle Tilt	37° Forward, 26° Rearward & 12° Left/Right
Weight	145 lbs.
CHT 791-7200	

WARNING: This product can expose you to chemicals including nickel, which is known to the State of California to cause cancer and birth defects or other reproductive harm. For more information go to www.P65Warnings.ca.gov.



73.5"
Rise Height

0.5 TON LIGHT DUTY TRANSMISSION JACK



T-Handle For Easier Positioning



Foot-Operated Pump And Release Leaves Operator's Hands Free

Closed Height	35.5"
Raised Height	74"
Lift Distance	38.5"
Saddle Tilt	37° Forward, 26° Rearward & 12° Left/Right
Weight	154 lbs.
CHT 791-7140	

WARNING: This product can expose you to chemicals including nickel, which is known to the State of California to cause cancer and birth defects or other reproductive harm. For more information go to www.P65Warnings.ca.gov.



74"
Rise Height

0.5 TON LIGHT DUTY TRANSMISSION JACK



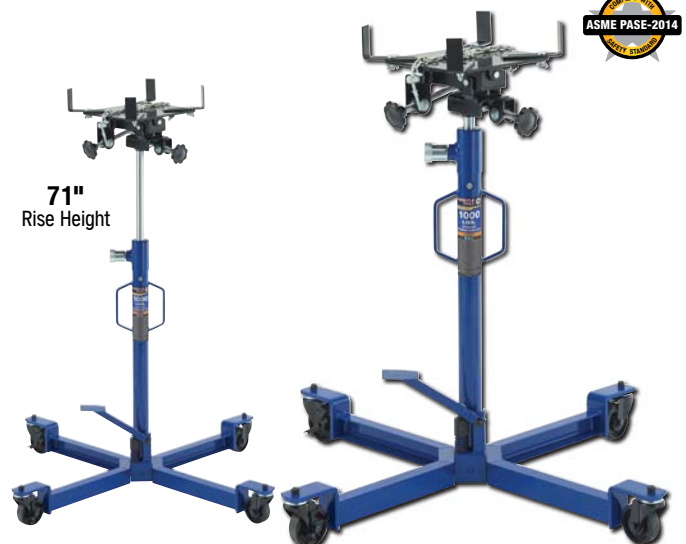
Lifting Head Adjustment Up To 18.5" x 18.5"



Foot Pump For Fast Easy Lifting

Closed Height	43.63"
Raised Height	71"
Lift Distance	27.37"
Saddle Tilt	23° Forward, 16° Rearward & 7° Left/Right
Weight	134 lbs.
CHT 791-7100	

WARNING: This product can expose you to chemicals including nickel, which is known to the State of California to cause cancer and birth defects or other reproductive harm. For more information go to www.P65Warnings.ca.gov.



71"
Rise Height

1 TON AIR/HYDRAULIC TELESCOPIC UNDER HOIST TRANSMISSION JACK



Four Brackets Adjust to Transmission Pan Configuration



Foot Pump For Fast Easy Lifting and Air Pump for convenience



76"
Rise Height

Closed Height 36.8"

Raised Height 76"

Lift Distance 39.2"

Saddle Tilt 40° Forward, 25° Backward & 12° Lateral

Weight 212.7 lbs.

CHT 791-9006

⚠ WARNING: This product can expose you to chemicals including nickel, which is known to the State of California to cause cancer and birth defects or other reproductive harm. For more information go to www.P65Warnings.ca.gov.

1200 LBS LOW-PROFILE HYDRAULIC TRANSMISSION JACK



21"
Rise Height



Adjustable Load Support Arms Swivel To Fit Around Transmission Pan Flanges



Closed Height 5.75"

Raised Height 31.5"

Lift Distance 25.75"

Saddle Tilt 65° Forward, 18° Rearward & 10° Left/Right

Weight 100 lbs.

NLE 791-7160

⚠ WARNING: This product can expose you to chemicals including nickel, which is known to the State of California to cause cancer and birth defects or other reproductive harm. For more information go to www.P65Warnings.ca.gov.

1 TON MEDIUM DUTY LOW-PROFILE TRANSMISSION JACK



44"
Rise Height



Adjustable Load Support Arms Swivel To Fit Around Transmission Pan Flanges



Closed Height 10"

Raised Height 44"

Lift Distance 34"


Saddle Tilt 40° Forward, 25° Backward & 12° Lateral

Weight 299 lbs.

NLE 791-7170

⚠ WARNING: This product can expose you to chemicals including nickel, which is known to the State of California to cause cancer and birth defects or other reproductive harm. For more information go to www.P65Warnings.ca.gov.

1.5 TON HEAVY DUTY LOW PROFILE TRUCK TRANSMISSION JACK



Adjustable Load Support Arms Swivel To Fit Around Transmission



Closed Height	6.5"
Raised Height	35"
Lift Distance	28.5"
Saddle Tilt	27° Forward, 17° Rearward & 15° Left/Right
Weight	286 lbs.

NLE 791-7180

⚠ WARNING: This product can expose you to chemicals including nickel, which is known to the State of California to cause cancer and birth defects or other reproductive harm. For more information go to www.P65Warnings.ca.gov.

300 LBS CLUTCH JACK W/ FLYWHEEL ADAPTER SET



Includes 1.75"/2" Diameter Spline Shafts & Flywheel Adapter



Closed Height	11.3"
Raised Height	38.6"
Lift Distance	27.3"
Weight	132 lbs

NLE 791-1210

⚠ WARNING: This product can expose you to chemicals including nickel, which is known to the State of California to cause cancer and birth defects or other reproductive harm. For more information go to www.P65Warnings.ca.gov.

FUEL TANK ADAPTERS

- (2) 8' Tie-down straps included to secure the tank to the adapter
- Foam supports adjust to tank configuration
- Designed for use on both single and dual stage under hoist transmission jacks

NLE 791-7136

⚠ WARNING: This product can expose you to chemicals including nickel, which is known to the State of California to cause cancer and birth defects or other reproductive harm. For more information go to www.P65Warnings.ca.gov.



Fits Up To A 40 Gallon Empty Gas Tank Configuration

JACK STANDS

PIN TYPE

3 TON



Closed Height	10.2"
Raised Height	15.4"
Base	7.2" x 7.2"
Weight	10 lbs.
NLE 791-6455 Sold As Pair	

5 TON



Closed Height	12.25"
Raised Height	16.13"
Base	8" x 8"
Weight	35.2 lbs. Pair
NLE 791-5230 Sold As Pair	

22 TON



Closed Height	14.38"
Raised Height	20.06"
Base	10" x 10"
Weight	77 lbs. Pair
NLE 791-5280 Sold As Pair	

4 TON



Closed Height	11.625"
Raised Height	17.19"
Base	7.5" x 8.6"
Weight	19.8 lbs. Pair
NLE 791-5050 Sold As Pair	

7 TON



Closed Height	15.5"
Raised Height	24.63"
Base	10.6" x 11.8"
Weight	33 lbs. Pair
NLE 791-5160 Sold As Pair	

10 TON



Closed Height	20"
Raised Height	29"
Base	12.7" x 14.5"
Weight	72.6 lbs. Pair
NLE 791-5220 Sold As Pair	

10 TON



Closed Height	28.25"
Raised Height	47"
Base	15.75" x 15.75"
Weight	51.7 lbs. ea.
NLE 791-5250 Sold As Pair	

UNDER HOIST SUPPORT

0.75 TON



Hands-Free Adjustment

Closed Height	53"
Raised Height	79"
Saddle	1.63" x 5.5"
Weight	31 lbs.
NLE 791-2002 Sold individually	

UNDER HOIST SUPPORT

2 TON



Closed Height	68"
Raised Height	76"
Base	24" Triangle
Weight	38.5 lbs.
NLE 791-2006 Sold individually	



⚠ WARNING: This product can expose you to chemicals including nickel, which is known to the State of California to cause cancer and birth defects or other reproductive harm. For more information go to www.P65Warnings.ca.gov.

1500 LBS HYDRAULIC POSITIONING JACK



Wheel Size	13" - 24"
Arm Length	18.5"
Arm Spread	15.5" - 27.25" Center To Center
Weight	34.7 lbs.

NLE 791-5222 Sold individually

HYDRAULIC POSITIONING JACK RACK

Holds four NLE 791-5222.

Jacks sold separately.

NLE 791-5223

⚠ WARNING: This product can expose you to chemicals including nickel, which is known to the State of California to cause cancer and birth defects or other reproductive harm. For more information go to www.P65Warnings.ca.gov.



500 LBS WHEEL HANDLER



Adjustable Width
Wheel Rollers

Wheel Size	6.5" - 22.5"
Weight	28.6 lbs.

NLE 791-9002 Sold Individually

⚠ WARNING: This product can expose you to chemicals including nickel, which is known to the State of California to cause cancer and birth defects or other reproductive harm. For more information go to www.P65Warnings.ca.gov.

1250 LBS CAR DOLLIES



Tire Width	Up to 14.5"
Weight	48.4 lbs. (1 pair)

NLE 791-5260 Sold As Pair

⚠ WARNING: This product can expose you to chemicals including nickel, which is known to the State of California to cause cancer and birth defects or other reproductive harm. For more information go to www.P65Warnings.ca.gov.

1500 LBS WHEEL DOLLY



Handles Wheel Assemblies
Up To 52" Dia.

Lifting Range	0" - 9.25"
Weight	159.5"

NLE 791-6005

⚠ WARNING: This product can expose you to chemicals including nickel, which is known to the State of California to cause cancer and birth defects or other reproductive harm. For more information go to www.P65Warnings.ca.gov.

20 TON TRUCK RAMPS



T-handles that store out of the way and extend/lift to expose wheels for maneuverability



Tire Width	Up to 18.4"
Size	50.5" x 18.4"
Weight	313 lbs.

CHT 791-9003 Sold As Pair

⚠ WARNING: This product can expose you to chemicals including nickel, which is known to the State of California to cause cancer and birth defects or other reproductive harm. For more information go to www.P65Warnings.ca.gov.

1.5 TON QUICK LIFT FOLDABLE CRANE



Legs Can Be Folded To Save Space When Not In Use



Low-Profile Base



Base	4.25" High
Boom Length	48"
Boom Position	1 750 lbs. Capacity
	2 1,500 lbs. Capacity
	3 2,250 lbs. Capacity
	4 3,000 lbs. Capacity

Weight 210 lbs

NLE 791-6021

⚠ WARNING: This product can expose you to chemicals including nickel, which is known to the State of California to cause cancer and birth defects or other reproductive harm. For more information go to www.P65Warnings.ca.gov.

1000 LBS GEARED ENGINE STAND



Folds For Easy Storage



Easy 360° Rotation Of Engine

Length	34"
Width at Front	20.5"
Width at Rear	36.5"
Height (Assembled)	36"
Height (in Folded Position)	21"
Weight	96 lbs.

NLE 791-5070

⚠ WARNING: This product can expose you to chemicals including nickel, which is known to the State of California to cause cancer and birth defects or other reproductive harm. For more information go to www.P65Warnings.ca.gov.



1250 LBS ENGINE STAND



Easy 360° Rotation
Of Engine

Length	33.25"
Height	33.5"
Weight	85 lbs.
NLE 791-2004	

⚠ WARNING: This product can expose you to chemicals including nickel, which is known to the State of California to cause cancer and birth defects or other reproductive harm. For more information go to www.P65Warnings.ca.gov.



700 LBS TRANSVERSE ENGINE SUPPORT



Support Adjustment Range	34.5" To 61"
Adjustable Hook Screws	14"
Weight	25.25"
NLE 791-7125	

⚠ WARNING: This product can expose you to chemicals including nickel, which is known to the State of California to cause cancer and birth defects or other reproductive harm. For more information go to www.P65Warnings.ca.gov.

1500 LBS LOAD LEVELER



Length	20.75"
Height	23"
Weight	13 lbs.
NLE 791-6006	

⚠ WARNING: This product can expose you to chemicals including nickel, which is known to the State of California to cause cancer and birth defects or other reproductive harm. For more information go to www.P65Warnings.ca.gov.